

PRODUCCIÓN Y COPRODUCCIÓN DE TEXTOS ORALES Y MEDIACIÓN


MODELO 1 TAREA DE PRODUCCIÓN Y MEDIACIÓN

Read carefully the following instructions for your speaking task:

Your international group of friends' meetings are getting very boring, lately, so you decide to find on the internet information about different new hobbies. You find the following poster and decide to share it with them, send them a voice phone-message suggesting new freetime activities. Also, you can add new possibilities you and your friends can enjoy doing together.













INSTRUCTIONS

- Individual preparation time: 5 minutes
- Presentation time: 2 minutes
- You can take notes during the preparation time. You can only use these notes as a guideline.
- The test will be recorded.



HOBBIES

Name : _____
 Class : _____
 Date : _____

 fishing	 swimming	 cooking
 horse riding	 skateboarding	 cycling
 doing exercises	 rafting	 dancing
 jogging	 camping	 climbing

Copyright © 2015. eslways.com. All rights reserved.

MODEL 1 - CANDIDATE A

ORAL INTERACTION TASK



Read carefully the following instructions for your speaking task, you are the one to start the conversation:

You and your partner (Candidate B) are meeting to discuss and plan a short weekend-holiday together.

Talk about different possibilities considering the following aspects:

- **Destination:** Far or close.
- **Cost**
- **Accommodation**

INSTRUCTIONS

- **Individual preparation time: 3 minutes**
- **Presentation time: 3-4 minutes**
- You can take notes during the preparation time. You can only use these notes as a guideline.
- The test will be recorded.

MODEL 1 - CANDIDATE B

ORAL INTERACTION TASK



Read carefully the following instructions for your speaking task:

You and your partner (Candidate A) are meeting to discuss and plan a short weekend-holiday together.

Talk about different possibilities considering the following aspects:

- **Destination: Safe or dangerous.**
- **Book tickets in advance or not needed.**
- **Money .**

INSTRUCTIONS

- **Individual preparation time: 3 minutes**
- **Presentation time: 3-4 minutes**
- You can take notes during the preparation time. You can only use these notes as a guideline.
- The test will be recorded.