

**EXPRESIÓN E INTERACCIÓN ORAL – PUNTUACIÓN TOTAL 25**

**STUDENT A**

**TASK 2 (15 MARKS)**

**DIALOGUE: (ASKING AND GIVING ADVICE)**

You are interested in travelling to **Student B's city** and you want to plan everything carefully.  
You have about 1 or 2 minutes to prepare your dialogue.


**MARKS**

**/15**

**TASK 2**

Ask **Student B** for advice about what to do ... (The following pictures show the things which you want to ask about).

*Example: (1) I don't know about the best time to go to your city...*

Think about your preferences and ask the local people ( <b>Student B</b> ) for advice on the best things to see and do.	<b>Weather &amp; best season</b>	<b>Transport</b>	<b>Things/ do</b>	<b>Food</b>
				
	<b>Clothes</b>	<b>Accommodation</b>	<b>Places</b>	<b>Best restaurant</b>
				

**EXPRESIÓN E INTERACCIÓN ORAL – PUNTUACIÓN TOTAL 25**

**STUDENT B**









<p><b>TASK 2 (15 MARKS)</b>  <b>DIALOGUE: (ASKING AND GIVING ADVICE)</b></p>	<p><b>MARKS</b>  <b>/15</b></p>
<p><b>Student A</b> is interested in travelling to your city and wants some advice to plan everything carefully. You have about 1 or 2 minutes to prepare your dialogue.</p>	

**TASK 2**

Listen to **Student A's** questions. Pay attention to his/her preferences about these pictures and advise him/her about **things** and **places** to see and **do** in your town.

*Example: (1) What type of weather do you prefer? ....For example, here the weather in spring is warm...*

It is the first time **Student A** visits your place. Listen to him/her and you can also ask about his/her free time interests to give him/her a better advice.

Weather & best season	Transport	Things/ do	Food
			
Clothes	Accommodation	Places	Best restaurant
			

<b>TASK 1 (10 MARKS)</b> <b>MONOLOGUE: (PHOTO)</b>	<b>MARKS</b>  <b>/10</b>
Talk about <b>your</b> favourite PHOTO for about 2 or 3 minutes. You have about 1 or 2 minutes to prepare the monologue.	

**TASK 1**

MENTION THIS INFORMATION

**Describe your favourite photo.** Use the information to explain and organize your ideas.



Imagen de Office

A photo you really like.

Who took it?

What was happening at the time the photo was taken?

Why / like it?

/ like taking photos or being in photos? Why (not)?