



Junta de Andalucía
Consejería de Educación y Deporte

Pruebas Específicas de Certificación 2019/2020

Producción y Coproducción de Textos Orales

NIVEL B1 | INGLÉS

INSTRUCCIONES PARA 2 PERSONAS CANDIDATAS

- Este prueba consta de dos tareas:
 - En la Tarea 1 tendrás que producir un monólogo en base a unas directrices relacionadas con un tema. Deberás hablar entre unos 3 y 4 minutos.
 - En la Tarea 2 tendrás que intervenir en una conversación sobre un tema concreto con tu compañero/a. Deberá durar alrededor de unos 5 minutos.
- Duración máxima: 30 minutos, a distribuir en dos fases:
 - Preparación: 15 minutos como máximo para preparar ambas tareas siguiendo las indicaciones de una tarjeta que facilitará el profesorado-examinador. No podrás comunicarte con tu compañero/a durante esta fase.
 - Realización: 15 minutos como máximo para llevar a cabo ambas tareas.
- Se te facilitará papel en blanco para que puedas tomar notas que te ayuden durante tu exposición y diálogo. No escribas frases completas sino ideas o conceptos, estructuras sintácticas, palabras o expresiones concretas, etc.
- Recuerda que debes utilizar estructuras gramaticales, léxicas y funcionales propias del nivel ya que lo que importa no es tanto lo que dices sino cómo lo dices.
- En cada tarea obtendrás 50 puntos como máximo por cada examinador, en función a la rúbrica de calificación. La puntuación total de la Prueba es de 200 puntos.
- Por favor, no escribas en estas instrucciones ni en la tarjeta.

TARJETA 1A
TAREA DE PRODUCCIÓN
SCIENCE AND TECHNOLOGY

You are going to talk about how people, old and young, use new technological gadgets. Express your ideas and use arguments to justify your opinion. Use the following statements as a help to prepare your monologue:

1. **Talk about** how necessary it is to know how to use a computer, the Internet or social networks nowadays.
2. **Describe** how you use a computer, tablet or smartphone in your everyday life.
3. **Talk about** an occasion when (not) knowing computing was an advantage for you.

These images are here to help you but you don't need to interpret them or use them to accomplish this task:



You are the first one to speak.

TAREA DE COPRODUCCIÓN
HOLIDAYS

You and your friends have decided to go on holiday together, but you do not know where to go yet.

- **Explain** where you would like to go and why you would like that place, as well as how you would like to travel.
- **Talk about** other factors such as what sort of accommodation you would choose and what weather you expect there.
- **Come to an agreement** about most of the different aspects mentioned above.

You begin the dialogue.

TARJETA 1B

TAREA DE PRODUCCIÓN

SHOPPING

You are going to talk about people's preferences for shopping. Express your ideas and use arguments to justify your opinion. Use the following statements as a help to prepare your monologue:

1. **Describe** your favourite kind of shops (for food, clothes, etc.) and why you like them so much.
2. **Talk** about the difference between small local shops and big shopping malls in your town.
3. **Tell** us a funny or an embarrassing anecdote that happened to you while shopping: when, where, how it happened and the consequences.

These images are here to help you but you don't need to interpret them or use them to accomplish this task:



Your partner is the first to speak.

TAREA DE COPRODUCCIÓN

HOLIDAYS

You and your friends have decided to go on holiday together, but you do not know where to go yet.

- **Explain** where you would like to go and why you would like that place, as well as how you would like to travel.
- **Talk about** other factors such as what sort of accommodation you would choose and what weather you expect there.
- **Come to an agreement** about most of the different aspects mentioned above.


Your partner begins the dialogue.

TARJETA 2A
TAREA DE PRODUCCIÓN
YOUR BEST PARTNER

You are going to talk about the best partner you have ever had at work or at school. Express your ideas and use arguments to justify your opinion. Use the following statements as a help to prepare your monologue:

1. **Describe** this person and say why this workmate/classmate has been so important to you.
2. **Talk about** when, where and how you met and what you used to do together.
3. **Talk about** what this person is doing now and whether you are still in touch. If you are not, tell us what happened.

These images are here to help you but you don't need to interpret them or use them to accomplish this task:



You are the first one to speak.

TAREA DE COPRODUCCIÓN
FREE TIME

You would like to do something with your classmate at the weekend, but you do not know much about his/her weekend schedule or his/her free time preferences.

- **Talk about** what activities you would like to do and which ones you wouldn't.
- **Describe** where would be an ideal place to do those activities with your classmate and why.
- **Come to an agreement** about most of the different aspects mentioned above.

You begin the dialogue.

TARJETA 2B


TAREA DE PRODUCCIÓN

HOUSES

You are going to talk about flats and houses in your town. Express your ideas and use arguments to justify your opinion. Use the following statements as a help to prepare your monologue:

1. **Explain** where you prefer to live (in a flat in the centre or in a house on the outskirts) and why.
2. **Describe** the minimum facilities you consider essential in a flat/house to live comfortably.
3. **Tell** us a funny or embarrassing anecdote that happened to you or to someone you know when moving to a new flat or house.

These images are here to help you but you don't need to interpret them or use them to accomplish this task:



Your partner is the first to speak.

TAREA DE COPRODUCCIÓN

FREE TIME

You would like to do something with your classmate at the weekend, but you do not know much about his/her weekend schedule or his/her free time preferences.

- **Talk about** what activities you would like to do and which ones you wouldn't.
- **Describe** where would be an ideal place to do those activities with your classmate and why.
- **Come to an agreement** about most of the different aspects mentioned above.

Your partner begins the dialogue.

TARJETA 3A

TAREA DE PRODUCCIÓN

COMMUNICATION

You are going to talk about the means you use to communicate with other people. Express your ideas and use arguments to justify your opinion. Use the following statements as a help to prepare your monologue:

1. **Explain** how you usually get in touch with those who are not near you (letters or postcards, phone, etc.).
2. **Tell us** which you think is the best and most effective way to exchange your news and stay in touch with people. Say why.
3. **Tell us** about the last letter you wrote or received: when, what about, who from, etc.

These images are here to help you but you don't need to interpret them or use them to accomplish this task:



You are the first one to speak.

TAREA DE COPRODUCCIÓN

A FOREIGN FRIEND

You and your partner have a foreign friend who is coming to stay in your town for a couple of days. It is his/her second time there, so he/she already knows the most typical places and activities. You want to surprise him/her with something new. Remember that this person is coming in November.

- **Talk about** which places he/she probably knows or which activities he/she has probably done before.
- **Discuss** less known aspects of your town and its surroundings (geography, climate, culture, food, nature, etc.).
- **Come to an agreement** about the two or three things he/she should not miss this time.

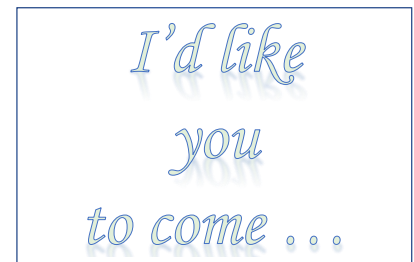
You begin the dialogue.

TARJETA 3B
TAREA DE PRODUCCIÓN
INVITATIONS

You are going to talk about that one special invitation you received once and you will never forget. Express your ideas and use arguments to justify your opinion. Use the following statements as a help to prepare your monologue:

1. **Tell** us how you got that invitation and why you decided (not) to accept it.
2. **Describe** what happened at the event (or what would have happened if you had been there).
3. **Explain** how you felt then and what makes this invitation so memorable for you.

These images are here to help you but you don't need to interpret them or use them to accomplish this task:



Your partner is the first to speak.

TAREA DE COPRODUCCIÓN
A FOREIGN FRIEND

You and your partner have a foreign friend who is coming to stay in your town for a couple of days. It is his/her second time there, so he/she already knows the most typical places and activities. You want to surprise him/her with something new. Remember that this person is coming in November.

- **Talk about** which places he/she probably knows or which activities he/she has probably done before.
- **Discuss** less known aspects of your town and its surroundings (geography, climate, culture, food, nature, etc.).
- **Come to an agreement** about the two or three things he/she should not miss this time.

Your partner begins the dialogue.

TARJETA 4A

TAREA DE PRODUCCIÓN

MANAGING FREE TIME

You are going to talk about how you manage your free time. Express your ideas and use arguments to justify your opinion. Use the following statements as a help to prepare your monologue:

1. **Talk about** how much time you have nowadays compared with some time ago, and why you have so much (or so little) free time.
2. **Discuss** whether you think that children nowadays have too many extra-school activities and too little real free time.
3. **Talk** about a time when you felt you had lots of free time, and how you spent it.

These images are here to help you but you don't need to interpret them or use them to accomplish this task:



You are the first one to speak.

TAREA DE COPRODUCCIÓN

SHOPPING FOR CLOTHES

You and your friend have a very important event and you want to wear some really nice clothes, shoes and accessories, so you decide to go shopping together.

- **Discuss** how easy or difficult it is to find nice outfits for the occasion in your town.
- **Discuss** whether you should buy items made by a famous designer or brand or more "popular" items for that occasion, and whether online or in a traditional shop.
- **Come to an agreement** about most of the different aspects mentioned above.

You begin the dialogue.

TARJETA 4B



TAREA DE PRODUCCIÓN

PLACES

You are going to talk about the most impressive place you have ever seen. Express your ideas and use arguments to justify your opinion. Use the following statements as a help to prepare your monologue:

1. **Describe** this place in detail (its surroundings, inside and outside, history, etc.).
2. **Explain** why you think it is so impressive and the feelings you have about it.
3. **Tell** us about the first time you saw or were at that place: when, how, who with, etc.

These images are here to help you but you don't need to interpret them or use them to accomplish this task:



Your partner is the first to speak.

TAREA DE COPRODUCCIÓN

SHOPPING FOR CLOTHES

You and your friend have a very important event and you want to wear some really nice clothes, shoes and accessories, so you decide to go shopping together.

- **Discuss** how easy or difficult it is to find nice outfits for the occasion in your town.
- **Discuss** whether you should buy items made by a famous designer or brand or more "popular" items for that occasion, and whether online or in a traditional shop.
- **Come to an agreement** about most of the different aspects mentioned above.

Your partner begins the dialogue.

TARJETA 5A

TAREA DE PRODUCCIÓN

NEIGHBOURS

You are going to talk about relationships with neighbours. Express your ideas and use arguments to justify your opinion. Use the following statements as a help to prepare your monologue:

1. **Describe** your neighbour(s) and say whether you have a good relationship with them or not.
2. **Talk about** how to prevent future problems with neighbours and how to solve them when they arise.
3. **Tell** us a funny or embarrassing anecdote that happened to you or to someone you know with your/their neighbours: when, where, how it happened and the consequences.

These images are here to help you but you don't need to interpret them or use them to accomplish this task:



You are the first one to speak.

TAREA DE COPRODUCCIÓN

A SCHOOL PARTY

You and your friends are preparing a school party to celebrate the end of the classes.

- **Discuss** when and where you would like to celebrate it, as well as the activities you would like to do there.
- **Talk about** the kind of food and drinks you will need to buy and decide about the present you would like to give your school tutor.
- **Come to an agreement** about most of the different aspects mentioned above.

You begin the dialogue.

TARJETA 5B

TAREA DE PRODUCCIÓN

FRIENDS

You are going to talk about your closest friend. Express your ideas and use arguments to justify your opinion. Use the following statements as a help to prepare your monologue:

1. **Describe** your closest friend and say how he/she makes you feel.
2. **Discuss** whether you think that family members or ex-partners can be a close friend or not.
3. **Tell** us a funny or embarrassing anecdote that happened to you and your closest friend once.

These images are here to help you but you don't need to interpret them or use them to accomplish this task:



Your partner is the first to speak.

TAREA DE COPRODUCCIÓN

A SCHOOL PARTY

You and your friends are preparing a school party to celebrate the end of the classes.

- **Discuss** when and where you would like to celebrate it, as well as the activities you would like to do there.
- **Talk about** the kind of food and drinks you will need to buy and decide about the present you would like to give your school tutor.
- **Come to an agreement** about most of the different aspects mentioned above.

Your partner begins the dialogue.

TARJETA 6A

TAREA DE PRODUCCIÓN

HOBBIES

You are going to talk about a hobby you have (or someone you know has). Express your ideas and use arguments to justify your opinion. Use the following statements as a help to prepare your monologue:

1. **Describe** what it is about and the abilities and/or materials you need to do it.
2. **Give details** about practising it: when / why you started doing it, how long, etc.
3. **Explain** why it is so special to you and why you would recommend it.

These images are here to help you but you don't need to interpret them or use them to accomplish this task:



You are the first one to speak.

TAREA DE COPRODUCCIÓN

HOUSEHOLD CHORES

You and your friend have decided to rent an apartment and live together. Now you have just settled, you need to organise the household chores.

- **Discuss** the chores you need to do in order to organise your life at home.
- **Talk about** your preferences about doing the housework (tasks you love / hate / don't mind doing) and ways to organise it (daily, weekly, timetables..).
- **Come to an agreement** about the different aspects mentioned above.

You begin the dialogue.

TARJETA 6B

TAREA DE PRODUCCIÓN

FILMS/TV SERIES

You are going to talk about your likes and dislikes concerning films and/or TV series. Express your ideas and use arguments to justify your opinion. Use the following statements as a help to prepare your monologue:

1. **Talk** about your habits and preferences related to films (when, where, how, how often you watch them).
2. **Explain** the types of film you prefer watching and who your favourite actors and directors are.
3. **Talk** about a special film for you that you would recommend.

These images are here to help you but you don't need to interpret them or use them to accomplish this task:



Your partner is the first to speak.

TAREA DE COPRODUCCIÓN

HOUSEHOLD CHORES

You and your friend have decided to rent an apartment and live together. Now you have just moved in, you need to organise the household chores.

- **Discuss** the chores you need to do in order to organise your life at home.
- **Talk about** your preferences about doing the housework (tasks you love / hate / don't mind doing) and ways to organise it (daily, weekly, timetables..).
- **Come to an agreement** about the different aspects mentioned above.

Your partner begins the dialogue.

TARJETA 7A

TAREA DE PRODUCCIÓN

JOBS

You are going to talk about jobs. Express your ideas and use arguments to justify your opinion. Use the following statements as a help to prepare your monologue:

1. **Talk** about the kind of job you think you are suitable for according to your physical and psychological features or your school education.
2. **Give details** about your working experiences in the past and how you liked them.
3. **Describe** what your ideal job would be like (salary, requirements, characteristics)

These images are here to help you but you don't need to interpret them or use them to accomplish this task:



You are the first one to speak.

TAREA DE COPRODUCCIÓN

CELEBRATIONS

It's your best friend's special birthday (18th / 30th / 50th...) soon and you would like to organize a surprise party for him/her.

- **Discuss** when exactly and where you would like to have it.
- **Talk about** who you would like to invite and what kind of party you would like to organize (activities, clothes, music, food, drink, etc.)
- **Come to an agreement** about most of the different aspects mentioned above.

You begin the dialogue.

TARJETA 7B

TAREA DE PRODUCCIÓN

TRAVELLING

You are going to talk about travelling. Express your ideas and use arguments to justify your opinion. Use the following statements as a help to prepare your monologue:

1. **Talk** about your habits when travelling (How often, for work or pleasure, places to stay?)
2. **Explain** what you like doing when you travel / the kind of travelling you like.
3. **Tell** about a time when you (or someone you know) had an unforgettable experience while travelling.

These images are here to help you but you don't need to interpret them or use them to accomplish this task:



Your partner is the first to speak.

TAREA DE COPRODUCCIÓN

CELEBRATIONS

It's your best friend's special birthday (18th / 30th / 50th...) soon and you would like to organize a surprise party for him/her.

- **Discuss** when exactly and where you would like to have it.
- **Talk about** who you would like to invite and what kind of party you would like to organize (activities, clothes, music, food, drink, etc.)
- **Come to an agreement** about most of the different aspects mentioned above.

Your partner begins the dialogue.

TARJETA 8A
TAREA DE PRODUCCIÓN
FEARS AND PHOBIAS

You are going to talk about fears and phobias. Express your ideas and use arguments to justify your opinion. Use the following statements as a help to prepare your monologue:

1. **Talk** about the most common fears and phobias that people have and how they tend to react when confronted with the elements that cause their fear.
2. **Explain** what practical advice you can give to people who suffer from a phobia: what can they do? Give examples.
3. **Tell** us about a situation in which you were really afraid of something: where were you? What were you afraid of? What happened?

These images are here to help you but you don't need to interpret them or use them to accomplish this task:



You are the first one to speak.

TAREA DE COPRODUCCIÓN
WEEKEND PLANNING

You and your partner are hosting Mary, your common English friend, for a weekend at the apartment you both share. You have to meet and make plans for her stay.

- **Suggest** things to do and places to go on Friday, Saturday and Sunday.
- **Discuss** your plans for meals and times to pick her up from and take her to the airport.
- **Come to an agreement** about the different aspects mentioned above.

You begin the dialogue.

TARJETA 8B

TAREA DE PRODUCCIÓN

SPORT AND POPULAR GAMES

You are going to talk about how people, old and young, do sport. Express your ideas and use arguments to justify your opinion. Use the following statements as a help to prepare your monologue:

1. **Talk** about a sport you used to do when you were younger: how long you did it for, equipment needed, reasons for choosing it and why you stopped.
2. **Talk** about a sport you prefer to watch on TV rather than do yourself and why.
3. **Tell** us about an embarrassing situation that happened once when you were doing sport.

These images are here to help you but you don't need to interpret them or use them to accomplish this task:



Your partner is the first to speak.

TAREA DE COPRODUCCIÓN

WEEKEND PLANNING

You and your partner are hosting Mary, your common English friend, for a weekend at the apartment you both share. You have to meet and make plans for her stay.

- **Suggest** things to do and places to go on Friday, Saturday and Sunday.
- **Discuss** your plans for meals and times to pick her up from and take her to the airport.
- **Come to an agreement** about the different aspects mentioned above.

Your partner begins the dialogue.

TARJETA 9A
TAREA DE PRODUCCIÓN
HEALTH AND FITNESS

You are going to talk about how people get fit. Express your ideas and use arguments to justify your opinion. Use the following statements as a help to prepare your monologue:

1. **Talk** about what you do to keep fit and if this has changed over the years.
2. **Describe** how different people in your family keep fit and how important they think it is.
3. **Explain** what other things people can do to stay healthy apart from keeping fit.

These images are here to help you but you don't need to interpret them or use them to accomplish this task:



You are the first one to speak.

TAREA DE COPRODUCCIÓN
ENTERTAINMENT

It's the end of the school year and the class has decided to have a night out in town all together.

- **Discuss** what you would like to do, where you would like to go and when exactly.
- **Talk about** the different options there are in town, taking into account what different classmates may like or not and the cost of different activities.
- **Come to an agreement** about the different aspects mentioned above.

You begin the dialogue.

TARJETA 9B

TAREA DE PRODUCCIÓN

FOOD

You are going to talk about food. Express your ideas and use arguments to justify your opinion. Use the following statements as a help to prepare your monologue:

1. **Describe** your eating habits (how often and how healthy you eat).
2. **Talk** about your cooking abilities and your favourite dish (in the present and in the past).
3. **Explain** how to make a dish you can prepare (a special or an easy one).

These images are here to help you but you don't need to interpret them or use them to accomplish this task:



Your partner is the first to speak.

TAREA DE COPRODUCCIÓN

ENTERTAINMENT

It's the end of the school year and the class has decided to have a night out in town all together.

- **Discuss** what you would like to do, where you would like to go and when exactly.
- **Talk about** the different options there are in town, taking into account what different classmates may like or not and the cost of different activities.
- **Come to an agreement** about the different aspects mentioned above.

Your partner begins the dialogue.



Junta de Andalucía
Consejería de Educación y Deporte

Pruebas Específicas de Certificación 2019/2020

Producción y Coproducción de Textos Orales

NIVEL B1 | INGLÉS

INSTRUCCIONES PARA 3 PERSONAS CANDIDATAS

- Este prueba consta de dos tareas:
 - En la Tarea 1 tendrás que producir un monólogo en base a unas directrices relacionadas con un tema. Deberás hablar entre unos 3 y 4 minutos.
 - En la Tarea 2 tendrás que intervenir en una conversación sobre un tema concreto con tu compañero/a. Deberá durar alrededor de unos 7 minutos.
- Duración máxima: 35 minutos, a distribuir en dos fases:
 - Preparación: 15 minutos como máximo para preparar ambas tareas siguiendo las indicaciones de una tarjeta que facilitará el profesorado-examinador. No podrás comunicarte con tu compañero/a durante esta fase.
 - Realización: 15 minutos como máximo para llevar a cabo ambas tareas.
- Se te facilitará papel en blanco para que puedas tomar notas que te ayuden durante tu exposición y diálogo. No escribas frases completas sino ideas o conceptos, estructuras sintácticas, palabras o expresiones concretas, etc.
- Recuerda que debes utilizar estructuras gramaticales, léxicas y funcionales propias del nivel ya que lo que importa no es tanto lo que dices sino cómo lo dices.
- En cada tarea obtendrás 50 puntos como máximo por cada examinador, en función a la rúbrica de calificación. La puntuación total de la Prueba es de 200 puntos.
- Por favor, no escribas en estas instrucciones ni en la tarjeta.

TARJETA 10A

TAREA DE PRODUCCIÓN

CHILDHOOD

You are going to talk about your childhood. Express your ideas and use arguments to justify your opinion. Use the following statements as a help to prepare your monologue:

1. **Talk about** what your life was like (at home, at school) when you were a child.
2. **Talk about** a special friend you had, what he/she was like and the things you both used to do together.
3. **Tell an anecdote** you experienced with your friend (or a member of your family) that you like to remember.

These images are here to help you but you don't need to interpret them or use them to accomplish this task:



You are the first one to speak.

TAREA DE COPRODUCCIÓN

HEALTHY BODY, HEALTHY MIND

You and your partner/s have been asked to give an oral presentation in class with the title: "*Healthy body, healthy mind*". Talk to your partner/s about what to include and how to organize it, taking into account that it is aimed for the other people in your class.

- **Discuss** different things you and your classmates can do to keep a healthy body, giving examples.
- **Talk about** the different ways in which you and your classmates can keep a healthy mind, giving examples.
- **Come to an agreement** with your partner/s about the main points to include in your presentation and how to organize them to present them to your class.

You begin the dialogue.

TARJETA 10B

TAREA DE PRODUCCIÓN

YOUR HOMETOWN

You are going to talk about your hometown. Express your ideas and use arguments to justify your opinion. Use the following statements as a help to prepare your monologue:

1. **Talk** about what your hometown is like, its main monuments, traditions and culture (famous people).
2. **Describe** the changes it has suffered since you were a child and if they have been for the better or worse.
3. **Explain** what you like the most about your hometown and why you would recommend a tourist to visit it.

These images are here to help you but you don't need to interpret them or use them to accomplish this task:



Candidate A is the first one to speak. You are second.

TAREA DE COPRODUCCIÓN

HEALTHY BODY, HEALTHY MIND

You and your partner/s have been asked to give an oral presentation in class with the title: "*Healthy body, healthy mind*". Talk to your partner/s about what to include and how to organize it, taking into account that it is aimed for the other people in your class.

- **Discuss** different things you and your classmates can do to keep a healthy body, giving examples.
- **Talk about** the different ways in which you and your classmates can keep a healthy mind, giving examples.
- **Come to an agreement** with your partner/s about the main points to include in your presentation and how to organize them to present them to your class.

Candidate A begins the dialogue.

TARJETA 10C

TAREA DE PRODUCCIÓN

YOUR FAMILY

You are going to talk about your family. Express your ideas and use arguments to justify your opinion. Use the following statements as a help to prepare your monologue:

1. **Talk** about your family and your family life (things you do together).
2. **Describe** the person in your family you feel closest to and **say** why.
3. **Tell** about a special situation you have recently experienced with your family and **give details** of what happened.

These images are here to help you but you don't need to interpret them or use them to accomplish this task:



You are the last one to speak.

TAREA DE COPRODUCCIÓN

HEALTHY BODY, HEALTHY MIND

You and your partner/s have been asked to give an oral presentation in class with the title: "*Healthy body, healthy mind*". Talk to your partner/s about what to include and how to organize it, taking into account that it is aimed for the other people in your class.

- **Discuss** different things you and your classmates can do to keep a healthy body, giving examples.
- **Talk about** the different ways in which you and your classmates can keep a healthy mind, giving examples.
- **Come to an agreement** with your partner/s about the main points to include in your presentation and how to organize them to present them to your class.

Candidate A begins the dialogue.

TARJETA 11A

TAREA DE PRODUCCIÓN

EATING IN A RESTAURANT

You are going to talk about eating in restaurants. Express your ideas and use arguments to justify your opinion. Use the following statements as a help to prepare your monologue:

1. **Talk about** the different types of restaurants where you could go.
2. **Talk about** the reasons why people go to restaurants.
3. **Tell an anecdote** that happened to you (or someone you know) in a restaurant.

These images are here to help you but you don't need to interpret them or use them to accomplish this task:



You are the first one to speak.

TAREA DE COPRODUCCIÓN

GOING SHOPPING TOGETHER

You and your friends are planning a shopping day together. The three of you are exchanging your opinions about shopping.

- **Discuss:**
 - whether you prefer buying online or in a shop;
 - whether you should visit several small shops or a big shopping mall together;
 - which form of payment is better.
- **Give reasons** for all your points of view and choices.
- **Come to an agreement** about the shopping day you are going to enjoy together.

You begin the dialogue.

TARJETA 11B

TAREA DE PRODUCCIÓN

EDUCATION

You are going to talk about your school days. Express your ideas and use arguments to justify your opinion. Use the following statements as a help to prepare your monologue:

1. **Talk** about your own experience at Primary or Secondary school: name and type of school, location and time spent there.
2. **Describe** what you liked the most and the least about your Primary or Secondary school.
3. **Tell** us a funny anecdote that happened to you in a classroom in Primary or Secondary school.

These images are here to help you but you don't need to interpret them or use them to accomplish this task:



shutterstock.com • 1146209870



shutterstock.com • 174265457

Candidate A is the first one to speak. You are second.

TAREA DE COPRODUCCIÓN

GOING SHOPPING TOGETHER

You and your friends are planning a shopping day together. The three of you are exchanging your opinions about shopping.

- **Discuss:**
 - whether you prefer buying online or in a shop;
 - whether you should visit several small shops or a big shopping mall together;
 - which form of payment is better.
- **Give reasons** for all your points of view and choices.
- **Come to an agreement** about the shopping day you are going to enjoy together.

Candidate A begins the dialogue.

TARJETA 11C

TAREA DE PRODUCCIÓN

THE ENVIRONMENT

You are going to talk about the environment. Express your ideas and use arguments to justify your opinion. Use the following statements as a help to prepare your monologue:

1. **Talk about** the situation of the Environment in the place where you live.
2. **Explain** the actions that normal people could take to improve it.
3. **Tell an anecdote** that happened to you (or someone you know) and which is related to the Environment.

These images are here to help you but you don't need to interpret them or use them to accomplish this task:



You are the last one to speak.

TAREA DE COPRODUCCIÓN

GOING SHOPPING TOGETHER

You and your friends are planning a shopping day together. The three of you are exchanging your opinions about shopping.

- **Discuss:**
 - whether you prefer buying online or in a shop;
 - whether you should visit several small shops or a big shopping mall together;
 - which form of payment is better.
- **Give reasons** for all your points of view and choices.
- **Come to an agreement** about the shopping day you are going to enjoy together.

Candidate A begins the dialogue.