

# Escuelas Oficiales de Idiomas de la Comunidad Autónoma de Aragón

## *Pruebas Unificadas de Idiomas*

<b>INGLÉS</b>	<b>NIVEL INTERMEDIO B1 - BRIT</b>
<b>CONVOCATORIA ORDINARIA 2022</b>	

A rellenar por el/la candidato/a

<b>Apellidos</b>	
<b>Nombre</b>	
<b>DNI</b>	
<b>Centro donde cursa sus estudios</b>	

A rellenar por el/la corrector/a

(Puntuación mínima para superar cada prueba: 10 puntos)

<b>Comprensión de Textos Escritos</b>	/20	SÍ	NO
<b>Comprensión de Textos Orales</b>	/20	SÍ	NO
<b>Mediación</b>	/20	SÍ	NO
<b>Producción y Coproducción de Textos Escritos</b>	/20	SÍ	NO
<b>Producción y Coproducción de Textos Orales</b>	/20	SÍ	NO
<b>PUNTUACIÓN TOTAL DE LA PRUEBA</b> Puntuación mínima total para certificar: 50 puntos	/100		

**APTO**

**NO APTO**

## MEDIACIÓN ESCRITA (10 PUNTOS)

Puntuación por criterios				TOTAL
Eficacia comunicativa	Interpretación del contenido	Estrategias de mediación	Organización y corrección del texto	
/2,5	/2,5	/2,5	/2,5	

Your friend Karen has told you that she has started to use the electric scooter that she got for her birthday to get to school every day. Last week you saw her riding it on the road, wearing only her helmet. You think she needs to take more precautions. You've read the information below on a web page. Use it to give her some advice.

**Write an email to her of 80 – 100 words.**

### STAY SAFE: Essential Equipment when riding a scooter

**Whatever skill level you're at, it's important to stay safe while using your scooter. To help avoid injuries, you'll need the following safety equipment.**

#### HELMET

This should have the correct size and fit the head comfortably.

#### KNEE PADS

These keep you protected in case of any nasty falls; after all, tricks don't always go right on the first attempt!

#### LIGHTS

At night, lights can help you keep visible when scooting around. Most bike lights will be able to fit around scooter handlebars.

#### ELBOW PADS

Properly fitted elbow pads help prevent any unnecessary scrapes or bruises.

#### PROTECTIVE GLOVES

If you're going to use your scooter for a long period, gloves can help prevent grazes and keep out the cold. They need to be flexible, so cycling gloves should do the job.

#### WHERE CAN'T I RIDE

**ROADS:** Not only is riding a scooter on the road illegal, it's also unsafe.  
**CROWDED AREAS:** Don't ride in areas that are too busy to prevent collisions and accidents.  
**PUBLIC FOOTPATHS:** Don't upset pedestrians and ride somewhere else.

#### WHERE CAN I RIDE

- **PRIVATE LAND:** As long as you have permission, you can ride anywhere you want on private land. This could be your own garden, or your friends'!
- **CYCLE LANES AND SKATE PARKS:** They aren't just for bikes or skateboards, you know!
- **PUBLIC PARKS:** You can ride in most parks, but always check beforehand. Some locations ban scooters, bikes and skateboards.

(Source: [www.forscooter.com](http://www.forscooter.com))

New Message

*Hi Karen!*  
*I know that you are anxious about coming to school with your scooter! I can imagine it is wonderful to be independent, but it is important to know the precautions you have to take. I have read some information on the internet that can be useful for you.*

1 \_\_\_\_\_

2 \_\_\_\_\_

3 \_\_\_\_\_

4 \_\_\_\_\_

5 \_\_\_\_\_

6 \_\_\_\_\_

7 \_\_\_\_\_

8 \_\_\_\_\_









9 \_\_\_\_\_

10 \_\_\_\_\_

11 \_\_\_\_\_

12 \_\_\_\_\_

*I hope that helps.*  
*Lots of love*

        Send